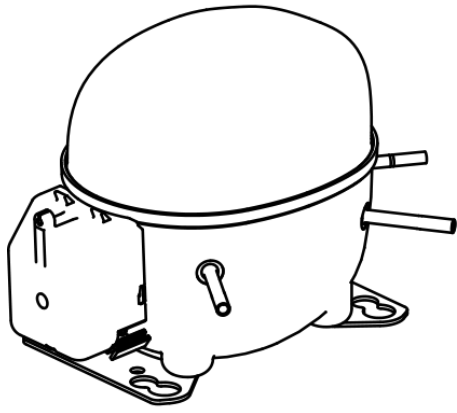




NEK6181GK



 **ENGINEERING CODE**
957MA51

 **REFRIGERANT**
R-404A

 **POWER SUPPLY**
220-240 V 50 Hz

 **APPLICATION**
MBP

 **MOTOR TYPE**
CSIR

 **STANDARD**
EN12900

 **COOLING CAPACITY**
584 W

 **EFFICIENCY**
1.6 W/W



DATA

GENERAL DATA

Model	NEK6181GK
Type	Hermetic Reciprocating
Technology	ON/OFF
Compressor Application	MBP
Expansion Device	Capillary Tube or Expansion Valve
Compressor Cooling	Fan/220
HP	1/3+
Starting Torque	HST
Plant	SLOVAKIA

ELECTRICAL DATA

Start Winding Resistance	null
Run Winding Resistance	null

MECHANICAL DATA

Displacement	7.28 cm ³
Oil Charge	350 ml
Oil Type	ESTER
Oil Viscosity	ISO22
Weight	10.4 Kg

ELECTRICAL COMPONENTS

Start Capacitor	43-53 µf/330 V
CSR CSIR BOX	No
Starting Device Type	RELAY
Starting Device Description	MTRP-41*
Overload Protection	T0874/G6

EXTERNAL CHARACTERISTICS

Base Plate	SMALL
Tray Holder	NO

Connector	Internal Diameter	Shape	Material
Suction	8.1 mm	SLANTED 42°	COPPER
Discharge	6.1 mm	STRAIGHT	COPPER
Process	6.1 mm	SLANTED 42°	COPPER

PERFORMANCE

TESTED CONDITIONS

Tested Refrigerant	R-404A
Tested Application	MBP
Tested Standard	EN12900
Tested Cooling	Fan
Tested Voltage	220 V
Tested Frequency	50 Hz
Refrigerant Temperature	Dew

RATED POINTS

Condensing Temperature °C	Evaporating Temperature °C	Cooling Capacity W	Efficiency W/W	Power Consumption W	Current A	Gas Flow Rate kg/h
45	-10	584	1.6	364	-	17.53

Test Condition: Subcooling 0 K, Return Gas 20 °C. Data are an indication of performance based simulation.

PERFORMANCE CURVE**Condensing Temperature 35°C**

Evaporating Temperature °C	Cooling Capacity W	Efficiency W/W	Power Consumption W	Current A	Gas Flow Rate kg/h
-20	469	1.70	277	-	12.14
-15	577	1.94	297	-	15.09
-10	706	2.19	323	-	18.64
-5	859	2.46	350	-	22.89
0	1037	2.77	374	-	27.97
5	1242	3.16	393	-	34.00
10	1474	3.67	402	-	41.10

Test Condition: Subcooling 0 K, Return Gas 20 °C. Data are an indication of performance based simulation.

PERFORMANCE CURVE**Condensing Temperature 45°C**

Evaporating Temperature °C	Cooling Capacity W	Efficiency W/W	Power Consumption W	Current A	Gas Flow Rate kg/h
-20	389	1.24	313	-	11.46
-15	477	1.43	334	-	14.20
-10	584	1.60	364	-	17.53
-5	711	1.79	398	-	21.59
0	859	1.99	432	-	26.49
5	1031	2.22	464	-	32.36
10	1227	2.51	488	-	39.31

Test Condition: Subcooling 0 K, Return Gas 20 °C. Data are an indication of performance based simulation.

PERFORMANCE CURVE**Condensing Temperature 55°C**

Evaporating Temperature °C	Cooling Capacity W	Efficiency W/W	Power Consumption W	Current A	Gas Flow Rate kg/h
-10	465	1.23	378	-	16.45
-5	563	1.36	415	-	20.25
0	680	1.49	457	-	24.90
5	817	1.64	497	-	30.54
10	975	1.83	534	-	37.28

Test Condition: Subcooling 0 K, Return Gas 20 °C. Data are an indication of performance based simulation.

ENVELOPE



EXTERNAL DIMENSIONS

