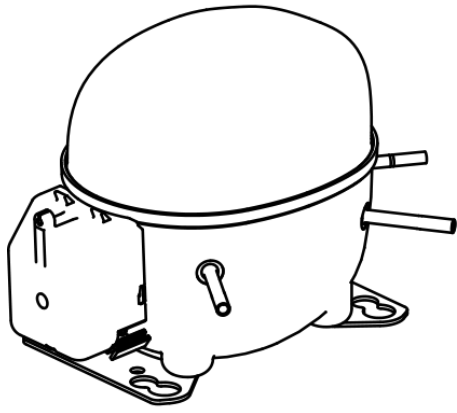




NEK6165GK



 **ENGINEERING CODE**
9571A51

 **REFRIGERANT**
R-404A

 **POWER SUPPLY**
220-240 V 50 Hz

 **APPLICATION**
MBP

 **MOTOR TYPE**
CSIR

 **STANDARD**
EN12900

 **COOLING CAPACITY**
532 W

 **EFFICIENCY**
1.62 W/W



DATA

GENERAL DATA

Model	NEK6165GK
Type	Hermetic Reciprocating
Technology	ON/OFF
Compressor Application	MBP
Expansion Device	Capillary Tube or Expansion Valve
Compressor Cooling	Fan/220
HP	1/3
Starting Torque	HST
Plant	SLOVAKIA

ELECTRICAL DATA

Start Winding Resistance	28.9 Ω at 25°C
Run Winding Resistance	6.8 Ω at 25°C

MECHANICAL DATA

Displacement	6.2 cm ³
Oil Charge	350 ml
Oil Type	ESTER
Oil Viscosity	ISO22
Weight	10.4 Kg

ELECTRICAL COMPONENTS

Start Capacitor	43-53 µf/330 V
CSR CSIR BOX	No
Starting Device Type	RELAY
Starting Device Description	MTRP-38*
Overload Protection	T0660/G5

EXTERNAL CHARACTERISTICS

Base Plate	SMALL
Tray Holder	NO

Connector	Internal Diameter	Shape	Material
Suction	8.1 mm	SLANTED 42°	COPPER
Discharge	6.1 mm	STRAIGHT	COPPER
Process	6.1 mm	SLANTED 42°	COPPER

PERFORMANCE

TESTED CONDITIONS

Tested Refrigerant	R-404A
Tested Application	MBP
Tested Standard	EN12900
Tested Cooling	Fan
Tested Voltage	220 V
Tested Frequency	50 Hz
Refrigerant Temperature	Dew

RATED POINTS

Condensing Temperature °C	Evaporating Temperature °C	Cooling Capacity W	Efficiency W/W	Power Consumption W	Current A	Gas Flow Rate kg/h
45	-10	532	1.62	329	-	15.99

Test Condition: Subcooling 0 K, Return Gas 20 °C. Data are an indication of performance based simulation.

PERFORMANCE CURVE**Condensing Temperature 35°C**

Evaporating Temperature °C	Cooling Capacity W	Efficiency W/W	Power Consumption W	Current A	Gas Flow Rate kg/h
-20	445	1.82	245	-	11.52
-15	531	1.98	268	-	13.90
-10	634	2.16	293	-	16.73
-5	758	2.39	318	-	20.19
0	907	2.68	338	-	24.44
5	1083	3.10	349	-	29.64
10	1289	3.69	349	-	35.95

Test Condition: Subcooling 0 K, Return Gas 20 °C. Data are an indication of performance based simulation.

PERFORMANCE CURVE**Condensing Temperature 45°C**

Evaporating Temperature °C	Cooling Capacity W	Efficiency W/W	Power Consumption W	Current A	Gas Flow Rate kg/h
-20	374	1.36	275	-	11.01
-15	446	1.49	299	-	13.27
-10	532	1.62	329	-	15.99
-5	636	1.76	361	-	19.32
0	760	1.94	391	-	23.43
5	907	2.18	415	-	28.48
10	1081	2.51	431	-	34.63

Test Condition: Subcooling 0 K, Return Gas 20 °C. Data are an indication of performance based simulation.

PERFORMANCE CURVE**Condensing Temperature 55°C**

Evaporating Temperature °C	Cooling Capacity W	Efficiency W/W	Power Consumption W	Current A	Gas Flow Rate kg/h
-10	427	1.23	347	-	15.10
-5	509	1.33	383	-	18.27
0	607	1.45	419	-	22.22
5	725	1.60	453	-	27.09
10	865	1.80	481	-	33.06

Test Condition: Subcooling 0 K, Return Gas 20 °C. Data are an indication of performance based simulation.

ENVELOPE



EXTERNAL DIMENSIONS

