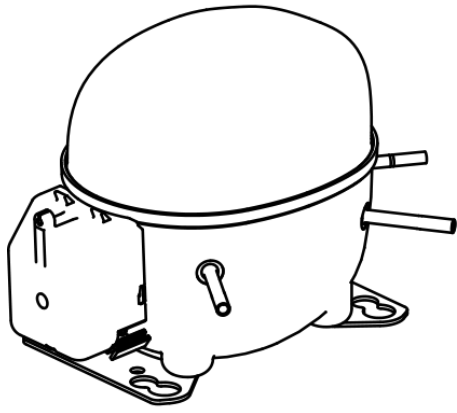




NEK6144GK



 **ENGINEERING CODE**
957GA50

 **REFRIGERANT**
R-404A

 **POWER SUPPLY**
220-240 V 50 Hz

 **APPLICATION**
MBP

 **MOTOR TYPE**
CSIR

 **STANDARD**
EN12900

 **COOLING CAPACITY**
385 W

 **EFFICIENCY**
1.7 W/W



DATA

GENERAL DATA

Model	NEK6144GK
Type	Hermetic Reciprocating
Technology	ON/OFF
Compressor Application	MBP
Expansion Device	Capillary Tube or Expansion Valve
Compressor Cooling	Fan/220
HP	1/4
Starting Torque	HST
Plant	SLOVAKIA

ELECTRICAL DATA

Start Winding Resistance	27.4 Ω at 25°C
Run Winding Resistance	7.9 Ω at 25°C

MECHANICAL DATA

Displacement	4.51 cm ³
Oil Charge	350 ml
Oil Type	ESTER
Oil Viscosity	ISO22
Weight	10.4 Kg

ELECTRICAL COMPONENTS

Start Capacitor	43-53 µf/330 V
CSR CSIR BOX	No
Starting Device Type	RELAY
Starting Device Description	MTRP-38*
Overload Protection	T0186/G6

EXTERNAL CHARACTERISTICS

Base Plate	SMALL
Tray Holder	NO

Connector	Internal Diameter	Shape	Material
Suction	8.1 mm	SLANTED 42°	COPPER
Discharge	6.1 mm	STRAIGHT	COPPER
Process	6.1 mm	SLANTED 42°	COPPER

PERFORMANCE

TESTED CONDITIONS

Tested Refrigerant	R-404A
Tested Application	MBP
Tested Standard	EN12900
Tested Cooling	Fan
Tested Voltage	220 V
Tested Frequency	50 Hz
Refrigerant Temperature	Dew

RATED POINTS

Condensing Temperature °C	Evaporating Temperature °C	Cooling Capacity W	Efficiency W/W	Power Consumption W	Current A	Gas Flow Rate kg/h
45	-10	385	1.7	226	-	11.57

Test Condition: Subcooling 0 K, Return Gas 20 °C. Data are an indication of performance based simulation.

PERFORMANCE CURVE**Condensing Temperature 35°C**

Evaporating Temperature °C	Cooling Capacity W	Efficiency W/W	Power Consumption W	Current A	Gas Flow Rate kg/h
-20	314	1.79	175	-	8.12
-15	382	2.02	189	-	10.00
-10	464	2.27	205	-	12.25
-5	563	2.57	219	-	14.99
0	679	2.96	229	-	18.30
5	814	3.49	233	-	22.30
10	971	4.23	230	-	27.08

Test Condition: Subcooling 0 K, Return Gas 20 °C. Data are an indication of performance based simulation.

PERFORMANCE CURVE**Condensing Temperature 45°C**

Evaporating Temperature °C	Cooling Capacity W	Efficiency W/W	Power Consumption W	Current A	Gas Flow Rate kg/h
-20	259	1.34	193	-	7.63
-15	316	1.52	208	-	9.42
-10	385	1.70	226	-	11.57
-5	467	1.90	245	-	14.19
0	564	2.14	263	-	17.39
5	677	2.45	277	-	21.25
10	809	2.84	285	-	25.89

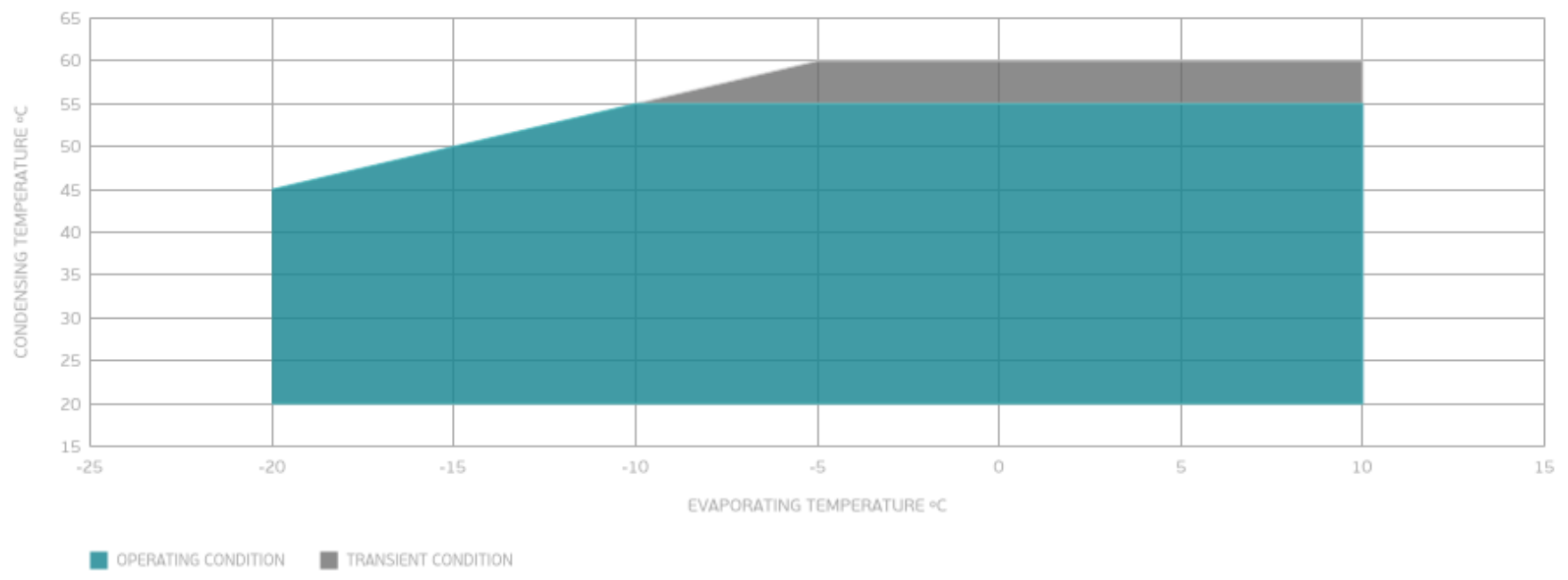
Test Condition: Subcooling 0 K, Return Gas 20 °C. Data are an indication of performance based simulation.

PERFORMANCE CURVE**Condensing Temperature 55°C**

Evaporating Temperature °C	Cooling Capacity W	Efficiency W/W	Power Consumption W	Current A	Gas Flow Rate kg/h
-10	304	1.28	237	-	10.75
-5	368	1.42	259	-	13.23
0	445	1.58	281	-	16.28
5	535	1.77	302	-	20.00
10	641	2.01	319	-	24.48

Test Condition: Subcooling 0 K, Return Gas 20 °C. Data are an indication of performance based simulation.

ENVELOPE



EXTERNAL DIMENSIONS

